



VC5 Network Cabinets



Description

Vericom VC5 Network Cabinets are designed and built to U.S. industry standards and provide a customizable solution for data center build-outs, network rooms, or IT closets. The feature-rich, robust design can be shipped flat packed or as a custom-configured solution that is fully assembled with Vericom accessories pre-installed.

Available as an open frame or complete enclosure in ten size combinations, two colors (classic black and frosty white), and six available door options, Vericom cabinets offer a variety of options and features to meet your specific needs.

Benefits

Security & Protection

- Locking doors and side panels prevent unauthorized access to equipment
- Two pairs of adjustable 19" EIA rails provide a stable mounting structure

Flexibility

- Vertical lacing channel pre-installed on to rear corners for easy cable management
- Rail depth is infinitely adjustable to accommodate various equipment depths
- Removable and lockable half-height side panels
- Doors hinge on either side and swing open 180-degrees to provide superior access for installation and maintenance of equipment
- Mounting rails can be installed to accept 23" wide network components

Multi-Use

- Available in ten size combinations to fit in a variety of environments
- Adaptable for use in data center build outs, computer rooms and data closets

Key Features


- Pre-installed recessed casters combine convenient mobility with minimal added height to provide additional stability
- Brush cable entry slots on top and bottom panels
- 3,000 lb. static load capacity
- Colors: Classic Black or Frosty White
- Ships fully assembled and can be configured with accessories to match your individual specifications




VC5 Network Cabinets




Removable and lockable half-height side panels



Multiple cable access points with air containment on top of cabinets



Pre-installed cable troughs on front cabinet rails



Vertical lacing panels with PDU mounting holes pre-installed in rear corners



Mounting rails can be installed to allow 23" wide equipment to be installed



Brush cable managers in floor of cabinet



Square cage holes in standard EIA-310-D hole spacing and RU markings



Product Specifications

Product Type: Network Cabinet

Frame Material: Heavy Gauge Cold Rolled Steel

Finish: Black Or White Powder Coat

Dimensions (HxWxD): Varies By Size

Rack Unit Quantity: 42U, 45U, 48U or 52U

Standard Configuration Front Door: Removable, Reversible & Lockable Mesh, Opens Full 180°, 2 Point Latch, Quick Release Hinges

Standard Configuration Rear Doors: Removable, & Lockable Split Mesh, Opens Full 180°, 3 Point Latch, Quick Release Hinges

Side Panels: (2 Per Side) Half Height, Removable & Lockable, (pass-through side panels available)

Top Panel: 12" x 16" Removable Solid Panel For Optional Fans, 4" x 8" Brush Cable Entry Openings (quantity varies by cabinet depth)

Bottom Panel: (2) 4" x 15" Sliding / Removable Panels, (2) 10" x 15" Sliding / Removable Panels, (2) 3.5" x 18" Brush Cable Entry Openings

Equipment Support: Two Pairs Of 14 Gauge Mounting Rails, 1.75" RU Spacing, Marked & Numbered On Rails; 19" W, EIA-310-D Universal Vertical Hole Spacing

Grounding: 14 AWG Ground Wire Connects Doors & Side Panels To Cabinet Frame

Static Loading Capacity: 3,000 lbs.

Included Accessories: (4) Adjustable Leveling Feet, (4) Casters, (8) Grounding Kits, (2) Lacing Channels, (50) Sets of 10-32 Screws & Cage Nuts, (2) Keys

Compliance & Standards: RoHS, UL Listed 2416, NWIN, ANSI/EIA RS-310D, IEC60297-2, DIN41194; Part 1, DIN41494; Part 7



VC5 Network Cabinets

Cabinet Door Options



Part Number Generator

VC5	-	Cabinet Width	▶	Cabinet Depth *	▶	Cabinet Height *	-	Front Door	▶	Rear Door	▶
		8 = 31.5" (800mm)		6 = 24" (600mm) 8 = 31.5" (800mm) 9 = 35.4" (900mm) 0 = 39.4" (1000mm) A = 42" (1070mm) 1 = 43.3" (1100mm) 2 = 48" (1200mm)		24 = 24U 42 = 42U 45 = 45U 48 = 48U 52 = 52U		A = High Density Vented >80% B = High Density Vented Split >80% C = High Flow Mesh w/Wave D = Solid Steel E = Acrylic Window w/Solid Steel Frame F = Glass Window w/Vented Steel Frame		A = High Density Vented >80% B = High Density Vented Split >80% C = High Flow Mesh w/Wave D = Solid Steel E = Acrylic Window w/Solid Steel Frame F = Glass Window w/Vented Steel Frame	
		Cabinet Top	▶	Cabinet Color *	▶	Package Type *		* Not all size combinations, colors, and package types are stocked - contact your Vericom representative for availability.			
		S = Solid V = Vented F = With Fans		1 = Black (RAL9005) 2 = White (RAL9002)		A = Assembled F = Flat Packed					

Part Number Example

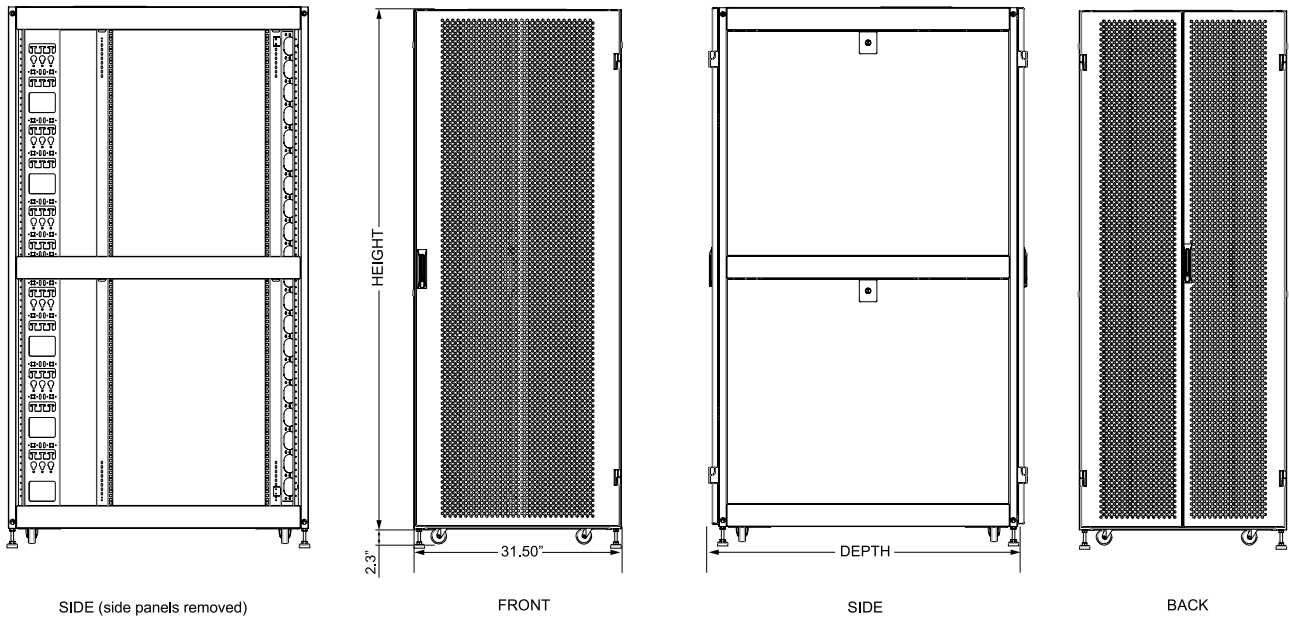
VC5 - **8** **8** **42** - **A** **B** **S** **1** **A**

SKU# VC5-8842-ABS1A = 31.5" Width Cabinet, 31.5" Depth, 42U Height, High Density Vented >80% Front Door, High Density Vented Split >80% Rear Door, Cabinet Top With Solid Panel, Color: Black, Assembled.



VC5 Network Cabinets

Technical Drawing

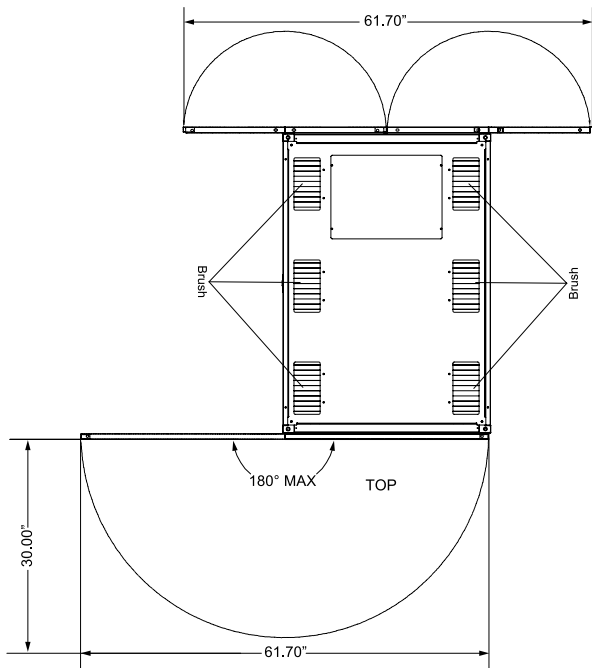


SIDE (side panels removed)

FRONT

SIDE

BACK



TECHNICAL SHEETS ARE SUBJECT TO CHANGE WITHOUT NOTICE.

Cabinet Heights

Rack Units	Cabinet	With Caster
42U	78.66"	80.96"
45U	83.94"	86.24"
48U	89.17"	91.47"
52U	96.25"	97.75"

Cabinet Depths

	31.5"	42"	48"
Maximum Rail Depth	24.5"	35.4"	40.3"
Maximum Usable Depth	27.0"	37.5"	42.8"

REV.20250115.10