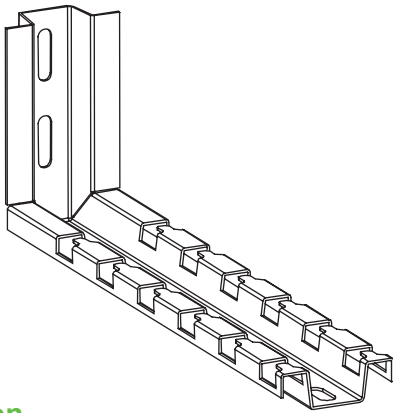




M-Type L Bracket



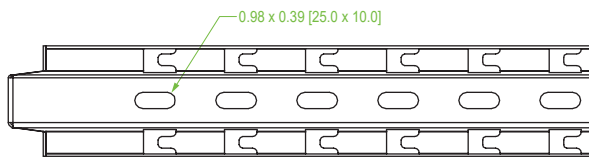
Description

The M-type L Bracket provides additional strength when mounting a high capacity basket tray to a wall while helping to maintain a consistent distance between the basket tray and the wall (hardware for mounting to wall not included). For use with 4" (100mm) to 16" (400mm) wide trays and compatible with all tray depths.

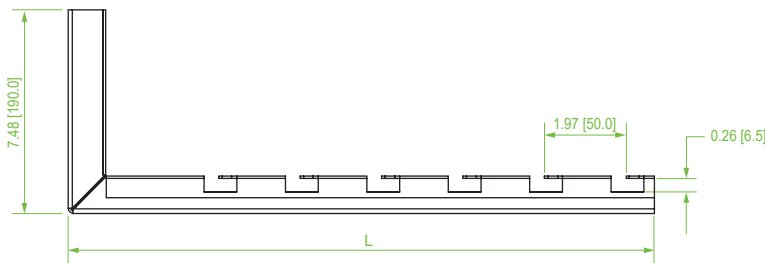
Product Specifications

- Material:** High-strength carbon steel
- Finish:** Black powder coat
- Dimensions (W x H):** 2.5" x 7.5"
- Weight:** See table below
- Compliance & Standards:** IEC 61537
- Selling Unit:** 1 peice

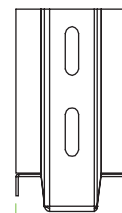
ITEM NUMBER	DESCRIPTION	DIMENSIONS (L x W x H)	WEIGHT	AVAILABILITY
VBT-WM100-BP	M-type L Bracket for 4"W Tray	7" x 2.5" x 7.5"	0.7 lbs	Special order
VBT-WM150-BP	M-type L Bracket for 6"W Tray	9" x 2.5" x 7.5"	0.8 lbs	Special order
VBT-WM200-BP	M-type L Bracket for 8"W Tray	11" x 2.5" x 7.5"	0.9 lbs	Special order
VBT-WM300-BP	M-type L Bracket for 12"W Tray	15" x 2.5" x 7.5"	1.1 lbs	Special order
VBT-WM400-BP	M-type L Bracket for 16"W Tray	19" x 2.5" x 7.5"	1.3 lbs	Special order



TOP VIEW



SIDE VIEW



END VIEW

TECHNICAL SHEETS ARE SUBJECT TO CHANGE WITHOUT NOTICE.

REV.20250212.1